

GLOBAL DATA BAROMETER 2022 FIRST EDITION

Country Report



India

General Country Score

47

South and East Asia

33

Global
33

Capabilities

51

South and East Asia 37
Global 42

Governance

53

South and East Asia 36
Global 36

Availability

42

South and East Asia 29
Global 30

Use and Impact

23

South and East Asia 28
Global 22

KEY FINDINGS

Among the countries reviewed in South Asia, India scored the highest with strengths recorded in Governance and Capability. With a legal framework for data protection and data management, as well as widespread evidence of civil servants training and open data initiatives even at the sub-national level, India also showed evidence of availability for many datasets assessed. However, there may be lacking in terms of use and impact of the datasets, as well as strengthening the framework on data sharing across sectors.

CAPABILITIES

Training on data matters for civil servants in India is evident, including various online open courses offered by MIT and the recently announced National Programme for Civil Services Capacity Building (NPCSCB). In terms of open data, the government had launched an initiative in 2012 as outlined in the National Data Sharing and Accessibility Policy, 2012. There is also a well maintained [open data portal](#). At sub-national level, there are a few states - Sikkim, Odisha, Telangana, Tamil Nadu, Kerala and some Urban Local Bodies - which have open data portals and open data policies in place. As for data re-use, there are some events organized by the Open Government Data Platform India, however are isolated cases.

	Country	Region
Open data initiative	●	6/11 ●
Sub-national institutional capabilities to manage data	●	2/11 ●
Widespread and regular training for civil servants	●	6/11 ●
Support for data reuse	●	2/11 ●

Table 1: Comparison of selected indicators of Capabilities in the country vs region. Green circles refer to availability widespread and regular evidence in the government, yellow circles refer to isolated evidence in the government, and red circles refer to no evidence. x/11 countries refer to x countries reviewed which achieved the corresponding circle.

GOVERNANCE

The Information Technology Act, 2000 (the "IT Act"), read with other specific acts, contain specific provisions governing protection of personal data in India. For data management, there exists the Implementation Guidelines for National Data Sharing and Accessibility Policy (NDSAP) Ver. 2.4 (along with version 2.2) has a section (Section 6.0) dedicated to the Publishing & Management of Resources (Datasets/Apps) which guides the data management and publication in India. Whereas for data sharing, there is no comprehensive framework but the Personal Data Protection Bill (PDP 2019) has certain sections that would cover data sharing across sectors partially.

	Country	Region
Data protection laws	●	7/11 ●
Data management frameworks	●	1/11 ●
Data sharing frameworks	●	7/11 ●

Table 2: Comparison of selected indicators of Governance in country vs region. Green circles refer to existence of framework with full force of law, yellow circles refer to existence of frameworks but no force of law, and red circles refer to no existence of such frameworks. x/11 countries refer to x countries reviewed which achieved the corresponding circle.

AVAILABILITY

India has data available for beneficial ownership, company register, land tenure, existing land use, political finance data, asset declarations, public consultation data, RTI performance data, budget and spend data, public procurement data, biodiversity, climate vulnerability, vital statistics, real-time healthcare system capacity and COVID-19 vaccination.

However, there is low availability of data in areas such as lobbying data and emission.

	Country
Scored \geq Global Average	Political Integrity, Land, Health & Covid 19, Company Information, Climate Action
Scored < Global Average	Public Procurement, Public Finance

Table 3: Comparison of modules (except Capabilities and Governance) in the country against global average. Note that these are modules, so may have overlapping indicators with Use and Impact.

USE AND IMPACT

There is at least one product which make use of company data: The Company Check, although may not had a meaningful impact. For land data, there are a number of cases of CSOs, media and academicians using land tenure and land rights data to influence policy in the interests of more equitable land tenure and use. The most relevant within the research period is this work done by Omidyar in assessing the state of digitalising the land records system. While political integrity datasets are not exactly licensed as open data, CSOs/media/scholars have been able to bring landmark changes using the data. As for procurement data, there is evidence of analysis of procurement data in portals.

Use cases	Country	Region
Corporate due diligence	●	2/11 ●
Influencing policy for inclusion and gender	●	5/11 ●
Accountability use of political integrity	●	2/11 ●
Procurement data analytics	●	5/11 ●

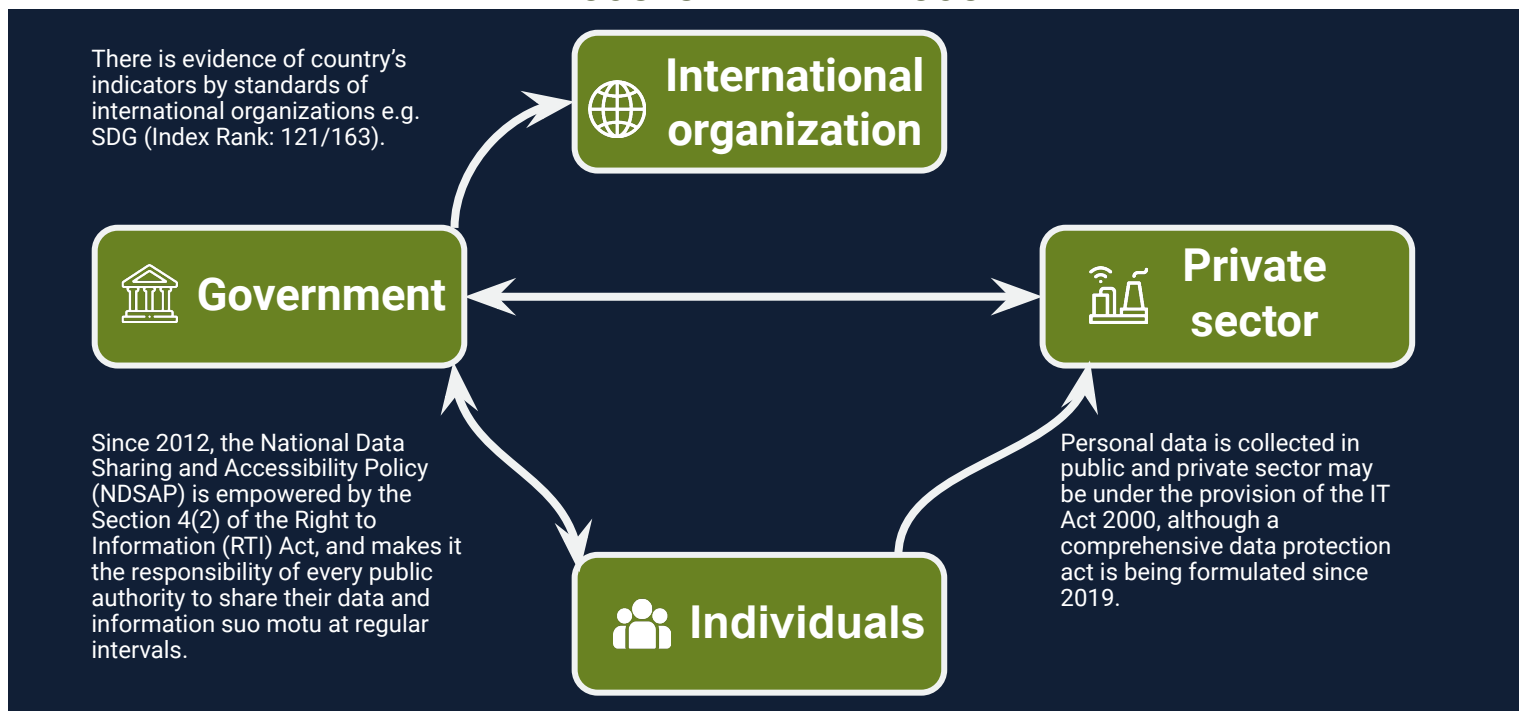
Table 4: Comparison of selected indicators of Use and Impact in country vs region ranked by green referring to uses that are widespread, regular and embedded, yellow referring to uses in isolated cases and red referring to no evidence of use. x/11 countries refer to x countries out of 11 reviewed which achieved the corresponding colour rank.



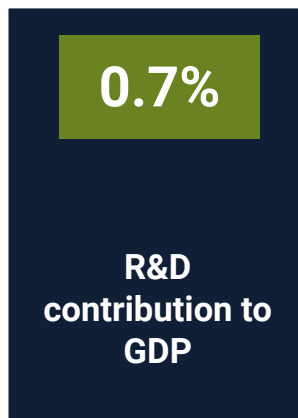
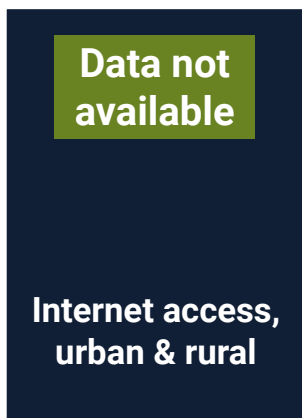
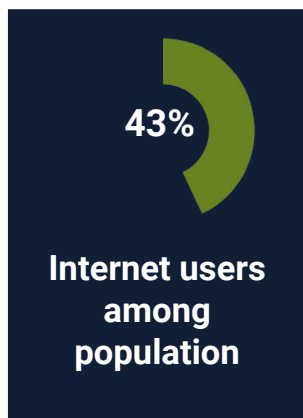
SOCIOECONOMIC BACKGROUND

India is a country in South Asia. With population of more than 1.4 billion, it is the second most populous country in the world. Politically, India is a federation with a parliamentary system governed under the Constitution of India. Economically, India had high growth rates between 5.5% and 8.3% in the last decade, although slowed down during the pandemic in 2020 with GDP contracting 6.6% in 2020. With urban population of only 35%, the informal sector was significantly affected. However, in 2021, the economy expanded 8.9%.

DATA ECOSYSTEM IN THE COUNTRY



OTHER INDICATORS



NOTES:

Data sources in this country report include the World Bank (<https://data.worldbank.org/>, <https://www.worldbank.org/>), World Population Review (<https://worldpopulationreview.com/>), Sustainable Development Goal Index (<https://dashboards.sdqindex.org/profiles>) and Digital Development Dashboard (<https://www.itu.int/en/ITU-D/Statistics/Dashboards/Pages/Digital-Development.aspx>).

GLOBAL DATA BAROMETER 2022 FIRST EDITION

The Global Data Barometer is a collaborative project that aims to measure the state of data in relation to urgent societal issues. Building on the Open Data Barometer, which has been used to drive policymaking, advocacy, and academic research, the survey was implemented from May 2019 - May 2021 to create a benchmark encompassing data governance, capability, availability, and use and impact of data for public data.

Full report and downloadable datasets can be found here: <https://globaldatabarometer.org/>.

